

Industrial Tank Heaters

CB, CL Series
Conduit Connection
Weathertight
Single Phase

1500-5000 Watts



CB Model without thermostat



CB Model assembled with thermostat



CL Model without thermostat



CL Model assembled with thermostat

Engine Displacement	Model Number without Thermostat	Model Number with Thermostat see chart 1	Volts	Watts	Phase	Amps
350 - 500cid 5.7 - 8.2L	CB115100-000	CB1151XX-200	120	1500	1	12.5
	CB115800-000	CB1158XX-200	208	1500	1	7.2
	CB115200-000	CB1152XX-200	240	1500	1	6.3
	CB115700-000	CB1157XX-200	277	1500	1	5.4
	CB115300-000	CB1153XX-200	380	1500	1	3.9
	CB115400-000	CB1154XX-200	480	1500	1	3.1
500 - 600cid 8.2 - 9.8L	CB120100-000	CB1201XX-200	120	2000	1	16.7
	CB120800-000	CB1208XX-200	208	2000	1	9.6
	CB120200-000	CB1202XX-200	240	2000	1	8.3
	CB120300-000	CB1203XX-200	380	2000	1	5.3
	CB120400-000	CB1204XX-200	480	2000	1	4.2
600 - 800cid 9.8 - 13.1L	CB125100-000	CB1251XX-200	120	2500	1	20.8
	CB125800-000	CB1258XX-200	208	2500	1	12.0
	CB125200-000	CB1252XX-200	240	2500	1	10.4
	CB125700-000	CB1257XX-200	277	2500	1	9.0
	CB125300-000	CB1253XX-200	380	2500	1	6.6
	CB125400-000	CB1254XX-200	480	2500	1	5.2
800 - 1000cid 13.1 - 16.4L	CL130100-100	CL1301XX-200	120	3000	1	25.0
	CL130800-100	CL1308XX-200	208	3000	1	14.4
	CL130200-100	CL1302XX-200	240	3000	1	12.5
	CL130700-100	CL1307XX-200	277	3000	1	10.8
	CL130300-100	CL1303XX-200	380	3000	1	7.9
	CL130400-100	CL1304XX-200	480	3000	1	6.3
1000 - 1350cid 16.4 - 22.1L	CL140800-100	CL1408XX-200	208	4000	1	19.2
	CL140200-100	CL1402XX-200	240	4000	1	16.7
	CL140700-100	CL1407XX-200	277	4000	1	14.4
	CL140300-100	CL1403XX-200	380	4000	1	10.5
	CL140400-100	CL1404XX-200	480	4000	1	8.3
1350 - 1650cid 22.1 - 27.0L	CL150800-100	CL1508XX-200	208	5000	1	24.0
	CL150200-100	CL1502XX-200	240	5000	1	20.8
	CL150700-100	CL1507XX-200	277	5000	1	18.1
	CL150300-100	CL1503XX-200	380	5000	1	13.2
	CL150400-100	CL1504XX-200	480	5000	1	10.4

ADAPTER FITTINGS

For the use of .75" or 1" ID heater hose, hose barb adapters are available. See below.

Part Number	Description
HB-1	1" NPT to 1" hose barb adapter. Installs in 1" NPT female inlet or outlet of the heater.
HB-3/4	1" NPT to .75" hose barb adapter. Installs in 1" NPT female inlet or outlet of the heater.

CHART 1 - HEATERS WITH THERMOSTATS

To specify temperature range of thermostat, insert numerical code from chart in place of the XX in model number.

Example:

Desired Temperature Range 100° - 120°F

Model Number: CB1151XX-200

Order as: CB115110-200

Temperature Range		Numerical Code
ON	OFF	
80°F (27C)	100°F (38C)	08
100°F (38C)	120°F (49C)	10
120°F (49C)	140°F (60C)	12
Adjustable 90° - 130°F (32° - 54°C)		A3

Replacement Parts

Common Replacement Parts available on all listed heaters

High Limit Control	Check Valve
HLC-165	RV-M

CHART 2

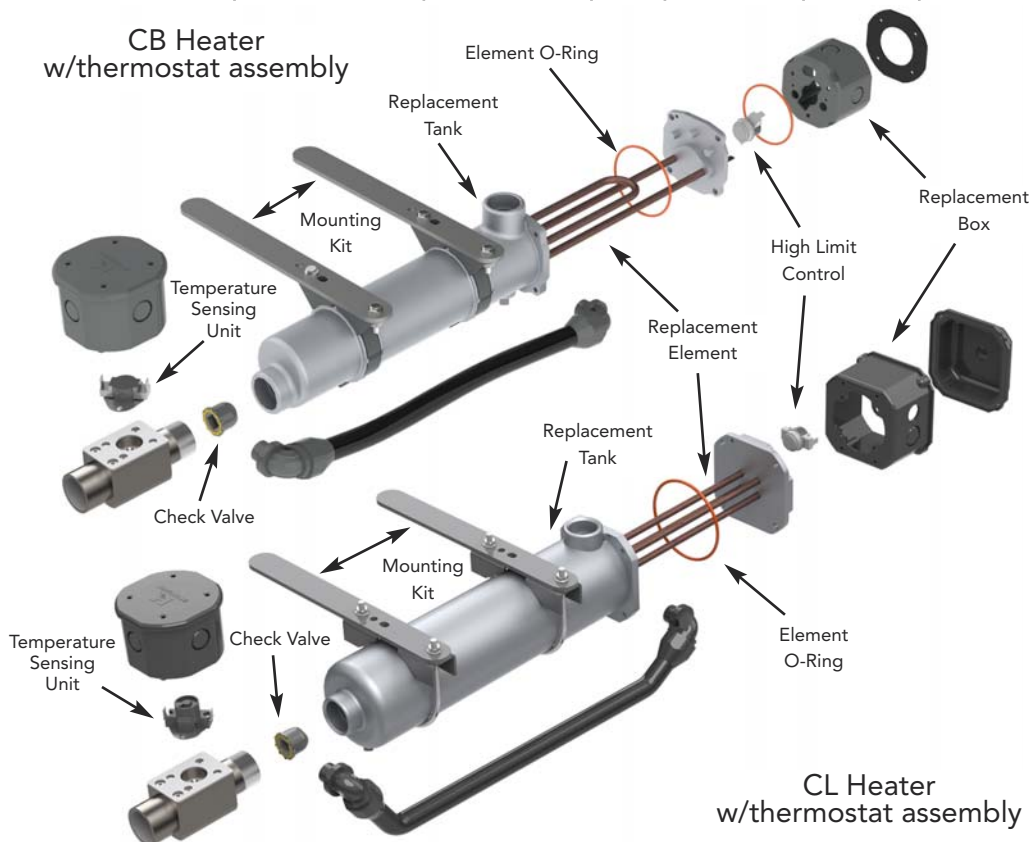
Heaters with Thermostats

Temperature Range		Sensing Unit
ON	OFF	
80°F (27C)	100°F (38C)	FSU8
100°F (38C)	120°F (49C)	FSU10
120°F (49C)	140°F (60C)	FSU12
Adjustable 90° - 130°F (32°C - 54°C)		FSU90-130

Example:

Model Number: CB115110-200
T-Stat Replacement: FSU10

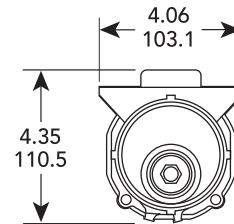
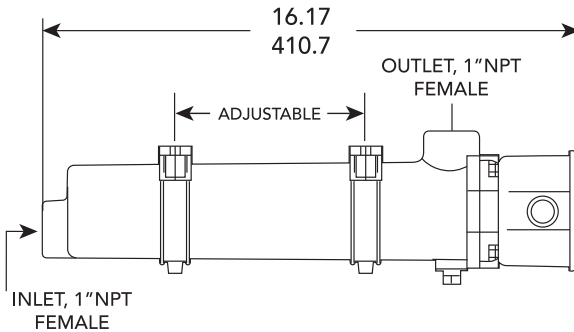
Model Number without Thermostat	Model Number with Thermostat see chart 2	Replacement Parts				
		Element	Tank	Box	Element O-ring	Mounting Kit
CB115100-000	CB1151XX-200	RECB1151	RTB	RTBCB	TMM-OR	FK2
CB115800-000	CB1158XX-200	RECB1158	RTB	RTBCB	TMM-OR	FK2
CB115200-000	CB1152XX-200	RECB1152	RTB	RTBCB	TMM-OR	FK2
CB115700-000	CB1157XX-200	RECB1157	RTB	RTBCB	TMM-OR	FK2
CB115300-000	CB1153XX-200	RECB1153	RTB	RTBCB	TMM-OR	FK2
CB115400-000	CB1154XX-200	RECB1154	RTB	RTBCB	TMM-OR	FK2
CB120100-000	CB1201XX-200	RECB1201	RTB	RTBCB	TMM-OR	FK2
CB120800-000	CB1208XX-200	RECB1208	RTB	RTBCB	TMM-OR	FK2
CB120200-000	CB1202XX-200	RECB1202	RTB	RTBCB	TMM-OR	FK2
CB120300-000	CB1203XX-200	RECB1203	RTB	RTBCB	TMM-OR	FK2
CB120400-000	CB1204XX-200	RECB1204	RTB	RTBCB	TMM-OR	FK2
CB125100-000	CB1251XX-200	RECB1251	RTB	RTBCB	TMM-OR	FK2
CB125800-000	CB1258XX-200	RECB1258	RTB	RTBCB	TMM-OR	FK2
CB125200-000	CB1252XX-200	RECB1252	RTB	RTBCB	TMM-OR	FK2
CB125700-000	CB1257XX-200	RECB1257	RTB	RTBCB	TMM-OR	FK2
CB125300-000	CB1253XX-200	RECB1253	RTB	RTBCB	TMM-OR	FK2
CB125400-000	CB1254XX-200	RECB1254	RTB	RTBCB	TMM-OR	FK2
CL130100-100	CL1301XX-200	RECL1301-100	RTL	RTBCL-100	TML-OR	FK6
CL130800-100	CL1308XX-200	RECL1308-100	RTL	RTBCL-100	TML-OR	FK6
CL130200-100	CL1302XX-200	RECL1302-100	RTL	RTBCL-100	TML-OR	FK6
CL130700-100	CL1307XX-200	RECL1307-100	RTL	RTBCL-100	TML-OR	FK6
CL130300-100	CL1303XX-200	RECL1303-100	RTL	RTBCL-100	TML-OR	FK6
CL130400-100	CL1304XX-200	RECL1304-100	RTL	RTBCL-100	TML-OR	FK6
CL140800-100	CL1408XX-200	RECL1408-100	RTL	RTBCL-100	TML-OR	FK6
CL140200-100	CL1402XX-200	RECL1402-100	RTL	RTBCL-100	TML-OR	FK6
CL140700-100	CL1407XX-200	RECL1407-100	RTL	RTBCL-100	TML-OR	FK6
CL140300-100	CL1403XX-200	RECL1403-100	RTL	RTBCL-100	TML-OR	FK6
CL140400-100	CL1404XX-200	RECL1404-100	RTL	RTBCL-100	TML-OR	FK6
CL150800-100	CL1508XX-200	RECL1508-100	RTL	RTBCL-100	TML-OR	FK6
CL150200-100	CL1502XX-200	RECL1502-100	RTL	RTBCL-100	TML-OR	FK6
CL150700-100	CL1507XX-200	RECL1507-100	RTL	RTBCL-100	TML-OR	FK6
CL150300-100	CL1503XX-200	RECL1503-100	RTL	RTBCL-100	TML-OR	FK6
CL150400-100	CL1504XX-200	RECL1504-100	RTL	RTBCL-100	TML-OR	FK6



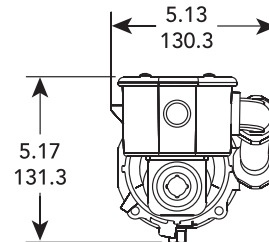
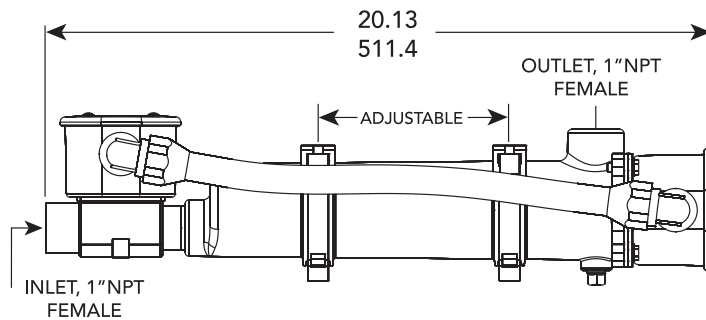
Dimensional Drawings

inch, millimeter

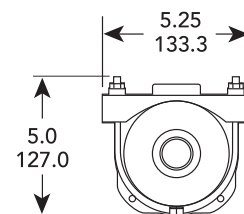
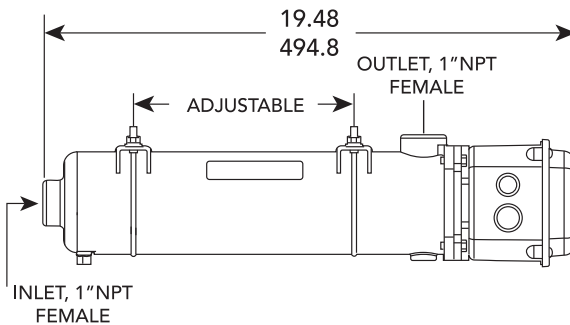
CB Model without thermostat



CB Model with thermostat



CL Model without thermostat



CL Model with thermostat

